

## Granate BCI Flexible Fund (B)

Managed by Granate Asset Management (Pty) Ltd – Authorised FSP 46189

**31 January 2023**

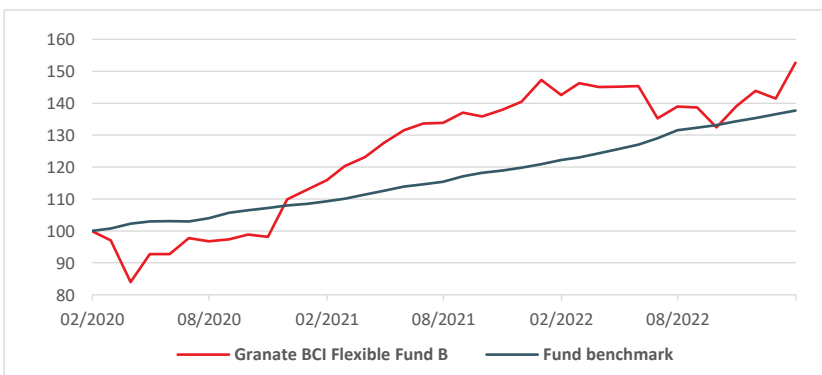
### Investment objective

The Granate BCI Flexible Fund's objective is to provide investors with medium to long-term capital growth.

### Investment policy

The portfolio aims to achieve a return of at least CPI + 6% a year, measured over rolling seven-year periods. While it seeks to limit downside risk over the medium to long term, investors should be able to withstand short-term volatility. To achieve these objectives, the portfolio will have maximum flexibility in terms of asset allocation and will not be precluded from continually varying its exposure to the various asset classes. The investments that will normally be included in the portfolio may comprise a combination of assets in liquid form, money market instruments, interest-bearing securities, bonds, debentures, corporate debt, notes, equity securities, property securities, preference shares, convertible equities and non-equity securities. The portfolio may invest in participatory interests or any other form of participation in portfolios of collective schemes. The portfolio may from time to time invest in listed and unlisted financial instruments.

### Performance (net of fees)



The investment performance is for illustrative purposes only.

Cumulative	1 year	3 years	5 years	10 years	Since inception
Fund	7.08%	-	-	-	52.68%
Benchmark	12.69%	-	-	-	37.70%
Annualised					
Fund	7.08%	-	-	-	15.15%
Benchmark	12.69%	-	-	-	11.25%

Inception date: 03 Feb 2020

Effective 25/03/2022: Manager change from Sanlam Collective Investments. Name change from Granate SCI Flexible Fund. Annualised return is the weighted average compound growth rate over the period measured.

### Risk statistics

Fund	1 year	3 year	Highest and lowest	Calendar-year performance since inception
Standard deviation	13.37%	-	High	30.44%
Maximum drawdown	-6.91%	-	Low	-3.95%

### Monthly returns (%)

	Jan	Feb	Mar	Apr	May	Jun	Jul	Aug	Sep	Oct	Nov	Dec	YTD
2023	8.0												8.0
2022	-3.2	2.6	-0.8	0.0	0.1	-6.9	2.7	-0.2	-4.5	5.0	3.5	-1.7	-4.0
2021	2.7	3.8	2.3	3.7	3.0	1.6	0.1	2.4	-0.9	1.5	1.8	4.9	30.4
2020			-13.4	10.5	0.0	5.3	-1.0	0.6	1.6	-0.7	12.0	2.7	16.4

### Fund information

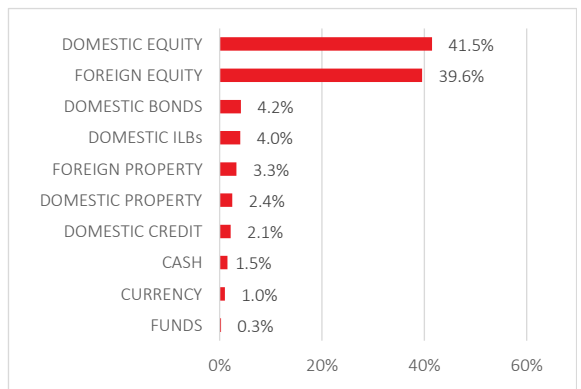
Portfolio managers	<b>Henno Vermaak</b> <b>Paul Bosman</b>
Launch date	03 Feb 2020
Portfolio value	R200 145 685
NAV price (fund inception)	1000 cents
NAV price as at month end	1407.47 cents
JSE code	GSFFB
ISIN number	ZAE000283255
ASISA category	SA Multi Asset Flexible
Fund benchmark	CPI, for all urban areas + 6% p.a. calculated over 7-year rolling period
Minimum investment amount	None
Valuation	Daily
Valuation time	15:00
Transaction time	14:00
Regulation 28	No

### Fee structure

Annual service fee	0.85% (ex. VAT)
Performance fee	None
Total expense ratio (TER)	Sep 22: 1.05% (PY: 1.02%)
Performance fees incl in TER	Sep 22: 0.00% (PY: 0.00%)
Portfolio transaction cost	Sep 22: 0.23% (PY: 0.12%)
Total investment charge	Sep 22: 1.28% (PY: 1.14%)

### Portfolio holdings

#### Effective exposure (%) as at 31 January 2023



#### Top holdings (%) as at 31 January 2023

TAIWAN SEMICONDUCTOR-SP ADR	5.6%
SUN INTERNATIONAL LIMITED	5.0%
AFRIMAT LIMITED	5.0%
HOWDEN JOINERY GROUP PLC	4.8%
OUTSURANCE GROUP LTD	4.6%
LAM RESEARCH CORP	3.8%
KAAP AGRI LTD	3.8%
EXOR NV	3.8%
NEDBANK GROUP LIMITED	3.8%
APPLIED MATERIALS	3.7%

**Granate BCI Flexible Fund (B)**

Managed by Granate Asset Management (Pty) Ltd – Authorised FSP 46189

**31 January 2023**
**Information and disclosures**
**Risks**

Certain investments - including those involving futures, options, equity swaps, and other derivatives - may give rise to substantial risk and might not be suitable for all investors. Where foreign securities are included in the portfolio there may be additional risks such as potential constraints on liquidity and repatriation of funds, macroeconomic risk, political risk, foreign exchange risk, tax risk, settlement risk as well as potential limitations on the availability of market information.

**Total expense ratio (TER)**

Please note: a higher TER ratio does not necessarily imply a poor return, nor does a low TER imply a good return. The current TER cannot be regarded as an indication of future TERs. Transaction costs are necessary for administering the fund and impact fund returns. The portfolio Transaction Cost (TC) should not be considered in isolation as returns may be impacted by many other factors over time including market returns, the type of fund, the investment decisions of the investment manager and the TER. The prior year (PY) TER and TC calculations are based on the portfolio's direct costs for the financial year ended 30 June 2022, while the ratio and cost calculations are based on the most recent published figures, being 30 September 2022. All TER data percentages include VAT.

**Effective annual cost**

Boutique Collective Investments adopted the ASISA Standard on Effective Annual Cost (EAC). The EAC measure allows you to compare charges on your investments as well as their impact on your investment returns prior to investing. For further information regarding the ASISA Standard on Effective Annual Cost and access to the EAC calculator, please visit our website at [www.bcis.co.za](http://www.bcis.co.za). BCI calculates the EAC as per the ASISA Standard for a period of three years up until the most recent TER reporting period.

**Monthly fixed admin fee**

R15 ex. VAT which will apply to all direct investor accounts with balances of less than R100 000 at month end, unless an investor transacts online, in which case no such fee will be levied.

Total expense ratio (TER)	Transaction Cost (TC)	Total investment charge (TER + TC)
1.05%	0.23%	1.28%
of the value of the fund was incurred as expenses relating to the administration of the fund.	of the value of the fund was incurred as costs relating to the buying and selling of the assets underlying the fund.	of the value of the fund was incurred as costs relating to the investment of the fund.

**FAIS conflict of interest disclosure**

Please note that your financial adviser may be a related party to the co-naming partner and/or BCI. It is your financial adviser's responsibility to disclose all fees he/she receives from any related party. The portfolio's TER includes all fees paid by the portfolio to BCI, the trustees, the auditors, banks, the co-naming partner, underlying portfolios, and any other investment consultants/managers as well as distribution fees and linked investment service provider (LISP) rebates, if applicable. The portfolio's performance numbers are calculated net of the TER expenses. The investment manager earns a portion of the service charge and performance fees where applicable. In some instances portfolios invest in other portfolios which form part of the BCI Scheme. These investments will be detailed in this document as applicable.

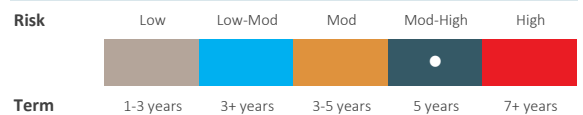
**Disclaimer**

Boutique Collective Investments (RF) (Pty) Ltd ("BCI") is a registered Manager of the Boutique Collective Investments Scheme, approved in terms of the Collective Investments Schemes Control Act, No 45 of 2002 and is a full member of ASISA. Collective Investment Schemes in securities are generally medium to long term investments. The value of participatory interests may go up or down and past performance is not necessarily an indication of future performance. BCI does not guarantee the capital or the return of a portfolio. Collective Investments are traded at ruling prices and can engage in borrowing and scrip lending. A schedule of fees, charges and maximum commissions is available on request. BCI reserves the right to close the portfolio to new investors and reopen certain portfolios from time to time in order to manage them for efficiently. Additional information, including application forms, annual or quarterly reports can be obtained from BCI, free of charge. Performance figures quoted for the portfolio are from Morningstar, as at the date of this minimum disclosure document for a lump sum investment, using NAV-NAV with income reinvested and do not take any upfront manager's charge into account. Income distributions are declared on the ex-dividend date. Actual investment performance will differ based on the initial fees charge applicable, the actual investment date, the date of reinvestment and dividend withholding tax. BCI retains full legal responsibility for the third party named portfolio. Although reasonable steps have been taken to ensure the validity and accuracy of the information in this document, BCI does not accept any responsibility for any claim, damages, loss or expense, however it arises, out of or in connection with the information in this document, whether by a client, investor or intermediary. This document should not be seen as an offer to purchase any specific product and is not construed as advice or guidance in any form whatsoever. Investors are encouraged to obtain independent professional investment and taxation advice before investing with or in any of BCI's products. Access to the BCI Privacy Policy and the BCI Terms and Conditions on the BCI website ([www.bcis.co.za](http://www.bcis.co.za)).

**Income distribution (cpu)**

Feb-22	Mar-22	Apr-22	May-22	Jun-22	Jul-22
-	7.91	-	-	21.28	-
Aug-22	Sep-22	Oct-22	Nov-22	Dec-22	Jan-23
-	-	-	-	11.68	-

Date of income declaration 30 Jun/31 Dec  
 Date of income payment 2nd working day of Jul/Jan

**Risk profile**

**Moderate to high risk**

This portfolio holds more equity exposure that a medium-risk portfolio but less than a high-risk portfolio. In turn the expected volatility is higher than a medium-risk portfolio, but less than a high-risk portfolio. The probability of losses is higher than that of a medium-risk portfolio, but less than a high-risk portfolio and the expected potential long-term investment returns could therefore be higher than a medium-risk portfolio. Where the asset allocation contained in this MDD reflects offshore exposure, the portfolio is exposed to currency risks. The portfolio is exposed to default and interest rate risks. Therefore, it is suitable for medium- to long-term investment horizons.

**Investment manager**

**Granate Asset Management (Pty) Ltd is an authorised financial services provider FSP 46189.**

Additional information, including application forms, annual or quarterly reports, can be obtained from BCI free of charge or can be accessed on our website: [www.bcis.co.za](http://www.bcis.co.za). Valuation takes place daily and prices can be viewed on our website or in the daily newspaper. Actual annual performance figures are available to existing investors on request. Upon request the manager will provide the investor with quarterly portfolio investment holdings reports.

**Management company information**

**Boutique Collective Investments (RF) (Pty) Limited**  
 Catnia Building, Bella Rosa Village, Bella Rosa Street, Bellville, 7530  
 Tel: +27 (0)21 007 1500/1/2, +27 (0)21 914 1880  
 Fax: 086 502 5319  
 Email: [clientservices@bcis.co.za](mailto:clientservices@bcis.co.za)  
[www.bcis.co.za](http://www.bcis.co.za)

**Custodian/trustee information**

**The Standard Bank of South Africa Limited**  
 Tel: +27 (0)21 441 4100